

Getting Students to School Survey, Executive Summary

Background

Members of the Hillsborough Metropolitan Planning Organization (MPO) and its Student Transportation Work Group (STWG) sought to collect data from families in Hillsborough County to inform planning decisions and support the efforts of this group. Many local organizations represented through the STWG had already identified a need for survey research to support upcoming Road Safety Audits, planning meetings, and development efforts. As such, the timing was opportune to collaborate across agencies and organizations and gather input from the community through a single survey. The survey was designed and administered in January and February 2017.

Methods

Using an online survey service, the survey content was developed. Hillsborough County Public Schools (HCPS) leveraged the email addresses existing in its student information system to invite families with students enrolled to participate in the survey. An email message was sent to all email addresses on file on January 18, 2017. Recipients were asked to open the link in the message to complete the survey for each student in their household.

Subsequent to the original invitation, a reminder message was sent to the same group on January 26, 2017, and the survey closed on Friday, February 3, 2017 (see Attachment A). Some 14,215 respondents participated in the survey.

Survey Content

Thirty-five questions were included in the survey, including some demographic information, opinion scales, and open-ended items (see Attachment B).

Topics addressed in the survey included:

- Students in the household
- Ages of students in the household
- Current transportation methods to and from school
- Distance of commute to and from school
- Duration of commute to and from school
- Considerations about student transportation (e.g., safety, lighting, road conditions)

- Role of school in student transportation
- Awareness and interest in community resources and programs

Respondents were also offered the opportunity to enter a drawing for 10 AMC Movie Silver Passes as an incentive for participating. About 5,000 respondents opted to enter the drawing.

Survey Demographics

Demographics collected through the survey included the number and age of children in the household as well as the schools of attendance.

- More than half of respondents indicate that they have children between 12 and 16 years of age.
- The zip codes most frequently associated with respondents were 33547 (Lithia), 33647 (Tampa Palms), 33626 (Westchase), 33558 (Cheval), and 33511 (Brandon).
- The following schools were most frequently represented:
 - Elementary
 - Bryant ES
 - McKittrick ES
 - Stowers ES
 - Middle
 - Randall MS
 - Farnell MS
 - Walker MS
 - K8
 - Turner Bartels K8
 - High
 - Newsome HS
 - Steinbrenner HS
 - Riverview HS
 - Charter
 - Terrace Community MS
 - Brooks DeBartolo HS
 - Lutz Preparatory
 - Other
 - Erwin Technical College
 - South County Career Center
 - Mendez Exceptional Center

Current Commute

The survey asked respondents how many days, in a typical week, they used various student transportation methods.

- Among morning commutes to school, we find:
 - Most students take a school bus or family vehicle 4 or more days a week.

- The largest proportion of morning commutes to school take place between 7:00 and 7:30 AM.
- Commutes home from school differ somewhat:
 - School busses are used more often than family vehicles for the commute home from school. On average, school busses are used 4 days per week, while family vehicles are used 3 days per week.
 - Most commutes home from school take place between 3:00 and 3:30 PM.
- More than half of respondents also indicated that their morning commute exceeds 2 miles.
- Additionally, the largest group of respondents indicated that their commute to and from school takes between 10 and 20 minutes.

Commuting Conditions

The next question asked respondents to indicate how often certain conditions were encountered along the commute to and from school. The most commonly reported conditions impacting the student commute are:

- Vehicles speeding
- Poor road conditions (e.g., potholes, damaged signs, uneven pavement)
- Bad lighting

The least often encountered conditions along the commute to school are:

- Pedestrian injuries
- Bicyclist injuries

When asked if there were specific locations along the commute where the respondent or student feels unsafe, more than half of respondents answered no.

Among those that did report feeling unsafe in locations along the commute, this was most often due to:

- Speed of traffic along the route
- Safety of intersections or crossings
- Sidewalks or paths along the route

Furthermore, more than two-thirds of respondents indicate that there are no crossing guards along the route to school.

Student Requests

At least 4 of every 5 respondents report that their student has not asked for permission to walk or bicycle to or from school in the last year.

About a third of respondents report that they would give the student permission to walk or bicycle to and from school in grade 6 or higher. However, about half of respondents report they would not feel comfortable with the student walking or bicycling in any grade.

Respondents most often cited the following conditions that affect their decision to give students permission to walk or bike to school alone:

- Distance of the commute
- Safety of intersections and crossings
- Speed of traffic along the route

The conditions with the largest impact on decisions to let students walk or bike to and from school alone are:

- Distance of the commute
- Speed of traffic along the route
- Safety of intersections and crossings

When asked about the extent to which the student's school encourages walking or bicycling to and from school more than half of respondents said the school does not encourage these methods of student transportation at all. Less than 5% of respondents reported that the student's school encourages these methods a great deal.

About 4 of every 10 respondents report that it would not be fun at all for students to walk or bike to school. Despite perceptions that this would not be fun, nearly 6 of every 10 respondents believe that walking or biking to school would be healthy.

Communing Considerations

Respondents indicate that when it comes to letting the student ride to or from school with someone else, the following are most important to consider:

- Driver is someone I know personally.
- Driver has a safe driving record.
- Driver has no criminal record.

The least important considerations in making this decision were:

- Driver is under age 65.
- Time of day
- Type of roads

In addition to the feedback gleaned from these data, some 3,372 respondents provided open-ended comments about the other factors that influence the decision to let the student ride to and from school with someone else.

Awareness and Interest in Community Offerings

Respondents report the most usage of the following student transportation programs and resources:

- Hillsborough County Public Schools Driver Education programs
- AAA Traffic Safety Programs

- HART (Hillsborough Area Rapid Transit Authority offering public busses and “stay-cation” options)

Respondents report the greatest likelihood to use the following programs and resources if they were available:

- Mobile applications to coordinate pick-up and drop-off
- Carpooling

There was most interest in receiving additional information about the following programs and resources among respondents:

- Hillsborough County Public Schools Driver Education programs
- Walking School Bus
- Bike Train

Respondents also report that the following features and incentives would make them more likely to carpool:

- Faster drop-off and pick-up
- Enhanced notification for dismissal, delays, or emergencies
- Enhanced notification for drop-off and pick-up times

Summary

At the end of the survey, respondents were given the opportunity to share any other feedback or suggestions about student transportation in an open-ended question. Some 2,508 respondents provided input through this question.

To be sure, there is ample opportunity for additional analysis and disaggregation of the survey data.

At this time, the most pressing next steps based on these survey data appear to be:

- Engage partners and potential funding sources to help improve road conditions in a way that encourages more walking and bicycling.
- Leverage technology to afford better information about student transportation to families in the community.
- Devise a formal plan (and potential reward structure) to help schools formally encourage walking and bicycling.
- Increase messaging about work underway to address existing problems that influence student transportation.



Message

Wed, Jan 18, 2017 11:00 AM

From: Hillsborough School News <HillsboroughSchoolNews@sdhc.k12.fl.us>
To: Hillsborough County School District Recipients <recipients@sdhc.p...>
Bcc: **Patti Simmons**
Subject: Getting Students to School Survey



<https://storage.googleapis.com/pt02/images/tinymce>

Dear Hillsborough County Public Schools Families,

The school district, in partnership with several local transportation agencies including the Hillsborough Metropolitan Planning Organization (MPO), Florida Department of Transportation (FDOT), and Tampa Bay Area Regional Transportation Authority (TBARTA), is interested in learning more about the conditions, concerns, and needs that influence student transportation in our community.

We are inviting you to participate in a survey that will inform planning and funding efforts in the future.

Your input is critical in helping address transportation needs for Hillsborough County students.

The survey should take about 10 minutes to complete. Your response to this survey will remain confidential and your personal information will not be shared in reporting of the results.

We do ask for your contact information if you would like to be entered to win 10 AMC Silver Experience movie passes.

The winner of the AMC Silver Experience prize will be contacted in February 2017.

To complete the survey, please go to: <https://www.surveymonkey.com/r/GETTINGTOSCHOOL>

Thank you again for your time and input,

Sincerely,

Cindy Stuart

Board Chair

Hillsborough County Public Schools




You are receiving this email because of your relationship with Hillsborough County School District. If you wish to stop receiving email updates sent through the Blackboard service, please [unsubscribe](#).

Hillsborough County School District | 901 E Kennedy Blvd, Tampa, FL 33602 | 813-272-4183



Message

Thu, Jan 26, 2017 10:26 AM

From:  Hillsborough School News <HillsboroughSchoolNews@sdhc.k12.fl.us>
To:  Hillsborough County School District Recipients <recipients@sdhc.parentl...>
Bcc:  **Patti Simmons**
Subject: HCPS Survey Reminder: Student Transportation



<https://storage.googleapis.com/pt02/images/tinymc>

Dear Hillsborough County Public Schools Families,
Last week, we emailed our families an invitation to participate in a survey about student transportation. This survey was developed in partnership with several local transportation agencies including the Hillsborough Metropolitan Planning Organization (MPO), Florida Department of Transportation (FDOT), and Tampa Bay Area Regional Transportation Authority (TBARTA). These agencies are interested in learning more about the conditions, concerns, and needs that influence student transportation in our community. Your input is important as results of the survey will inform planning and funding efforts in the future. **The deadline for responding to the survey is Friday, February 3rd.**

Your response to this survey will remain confidential and your personal information will not be shared in reporting of the results. We do ask for your contact information if you would like to be entered to win 10 AMC Silver Experience movie passes. The winner of the AMC Silver Experience prize will be contacted in February 2017.

If you have not already taken the survey, please take a few minutes to provide your input:

<https://www.surveymonkey.com/r/GETTINGTOSCHOOL>

Sincerely,

Cindy Stuart
Board Chair
Hillsborough County Public Schools

This email was sent from a notification-only address that cannot accept incoming email. Please do not reply to this message.

If you need more information, visit <http://www.sdhc.k12.fl.us>

You are receiving this email because of your relationship with Hillsborough County School District. If you wish to stop receiving email updates sent through the Blackboard service, please [unsubscribe](#).

Hillsborough County School District | 901 E Kennedy Blvd, Tampa, FL 33602 | 813-272-4183



Florida Department of
TRANSPORTATION



Hillsborough MPO
Metropolitan Planning
for Transportation



2017 Getting Students to School Survey

Survey

This survey is being conducted by several transportation agencies. The Hillsborough Metropolitan Planning Organization (MPO), Florida Department of Transportation (FDOT), Tampa Bay Area Regional Transportation Authority (TBARTA), and Hillsborough County Public Schools (HCPS) are all interested in learning more about children getting to and from school.

This survey will take about 10 minutes to complete. If you have more than one school-age student in your household, please complete one survey per school your children attend.

Your responses will be kept confidential and neither your name nor your child's name will be associated with any results. At the end, please provide your contact information if you would like to be entered to win a 10 ticket AMC Movie Silver experience.

Thank you for participating in this survey!

1. How many students, by age, currently live in your household: (complete all that apply)

Less than 5 years old

5 years old

6 years old

7 years old

8 years old

9 years old

10 years old

11 years old

12 years old

13 years old

14 years old

15 years old

16 years old

17 years old

18 years old or older

2. In what ZIP code is your home located? (enter 5-digit ZIP code; for example, 00544 or 94305)

* 3. What type of school does this student attend?

Elementary

Alternative (career center, alternative school, DJJ site)

Middle

Exceptional Center

K-8

Charter School

High School



Florida Department of
TRANSPORTATION



Hillsborough MPO
Metropolitan Planning
for Transportation



2017 Getting Students to School Survey

Elementary Schools

4. Which elementary school does your student attend?



Florida Department of
TRANSPORTATION



Hillsborough MPO
Metropolitan Planning
for Transportation



2017 Getting Students to School Survey

Middle Schools

5. Which middle school does your student attend?



Florida Department of
TRANSPORTATION



Hillsborough MPO
Metropolitan Planning
for Transportation



2017 Getting Students to School Survey

K-8 Schools

6. Which K-8 school does your student attend?



Florida Department of
TRANSPORTATION



Hillsborough MPO
Metropolitan Planning
for Transportation



2017 Getting Students to School Survey

High Schools

7. Which high school does your student attend?



Florida Department of
TRANSPORTATION



Hillsborough MPO
Metropolitan Planning
for Transportation



2017 Getting Students to School Survey

Alternative Schools

8. Which alternative school does your student attend?



Florida Department of
TRANSPORTATION



Hillsborough MPO
Metropolitan Planning
for Transportation



2017 Getting Students to School Survey

Exceptional Centers

9. Which exceptional center does your student attend?



Florida Department of
TRANSPORTATION



Hillsborough MPO
Metropolitan Planning
for Transportation



2017 Getting Students to School Survey

Charter Schools

10. Which charter school does your student attend?



Florida Department of
TRANSPORTATION



Hillsborough MPO
Metropolitan Planning
for Transportation



2017 Getting Students to School Survey

Student Commute

11. On a typical week, how many days does your student use each of these transportation methods to get to school?

Walks alone

Walks with a parent

Walking School Bus (a form of transportation where students walk to or from school in a group chaperoned by one or more adults similar to how a bus would drive them to school)

Bicycles alone

Bike Train (a form of transportation where students bike to or from school in a group accompanied by one or more adults)

School bus

Public transit

Family vehicle

Carpool (a form of transportation where a group of students ride to or from school as a group in a car driven by an adult)

12. On a typical week, how many days does your student use each of these transportation methods to get home from school?

Walks alone

Walks with a parent

Walking School Bus (a form of transportation where students walk to or from school in a group chaperoned by one or more adults similar to how a bus would drive them to school)

Bicycles alone

Bike Train (a form of transportation where students bike to or from school in a group accompanied by one or more adults)

School bus

Public transit

Family vehicle

Carpool (a form of transportation where a group of students ride to or from school as a group in a car driven by an adult)

13. What time of day does your student typically commuteto school?

- Before 6:00 AM
- Between 6:00 and 6:30 AM
- Between 6:30 and 7:00 AM
- Between 7:00 and 7:30 AM
- Between 7:30 and 8:00 AM
- Between 8:00 and 8:30 AM
- Between 8:30 and 9:00 AM
- After 9:00 AM

14. What time of day does your student typically commute home from school?

- Before 2:00 PM
- Between 2:00 and 2:30 PM
- Between 2:30 and 3:00 PM
- Between 3:00 and 3:30 PM
- Between 3:30 and 4:00 PM
- Between 4:00 and 4:30 PM
- Between 4:30 and 5:00 PM
- After 5:00 PM

15. How far does your student live from school?

- Less than 1/4 mile
- Between 1/4 mile and 1/2 mile
- Between 1/2 mile and 1 mile
- Between 1 mile and 2 miles
- More than 2 miles

16. About long does it take for your student to get to and from school?

- Less 5 minutes
- Between 5 and 10 minutes
- Between 10 and 20 minutes
- Between 20 and 30 minutes
- More than 30 minutes

17. Thinking about your student's commute to and from school, about how often do you encounter:

	Never	Rarely	Occasionally	Frequently	Always
Poor road conditions (e.g., potholes, damaged signs, uneven pavement)	<input type="radio"/>	<input type="radio"/>	<input type="radio"/>	<input type="radio"/>	<input type="radio"/>
Vehicles speeding	<input type="radio"/>	<input type="radio"/>	<input type="radio"/>	<input type="radio"/>	<input type="radio"/>
Bad lighting	<input type="radio"/>	<input type="radio"/>	<input type="radio"/>	<input type="radio"/>	<input type="radio"/>
People hanging out by the roadway	<input type="radio"/>	<input type="radio"/>	<input type="radio"/>	<input type="radio"/>	<input type="radio"/>
Traffic crashes	<input type="radio"/>	<input type="radio"/>	<input type="radio"/>	<input type="radio"/>	<input type="radio"/>
Pedestrian injuries	<input type="radio"/>	<input type="radio"/>	<input type="radio"/>	<input type="radio"/>	<input type="radio"/>
Bicyclist injuries	<input type="radio"/>	<input type="radio"/>	<input type="radio"/>	<input type="radio"/>	<input type="radio"/>



Florida Department of
TRANSPORTATION



Hillsborough MPO
Metropolitan Planning
for Transportation



2017 Getting Students to School Survey

Unsafe Locations

* 18. Are there specific locations along the route where you or your student feel unsafe?

Yes

No



Florida Department of
TRANSPORTATION



Hillsborough MPO
Metropolitan Planning
for Transportation



2017 Getting Students to School Survey

Unsafe

19. You indicated that there are locations along your route where you or your student feel unsafe. What about these locations makes you/your student feel unsafe? (select all that apply)

- Distance
- Convenience
- Time of day
- Before and after school activities
- Speed of traffic along the route
- Sidewalks or paths along the route
- Safety of intersections or crossings
- Presence of crossing guards
- Violence or crime in the area
- Weather or climate
- Amount of light along the route
- Other (please specify):



Florida Department of
TRANSPORTATION



Hillsborough MPO
Metropolitan Planning
for Transportation



2017 Getting Students to School Survey

Permission to Walk/Bike

20. Are there crossing guards along the route to your student's school?

- No
 Yes

21. In the past year, has your student asked you for **permission to walk or bicycle** to or from school?

- No
 Yes

22. In what grade would you **give your student permission** to walk or bicycle without an adult?

- | | |
|--------------------------|--|
| <input type="radio"/> PK | <input type="radio"/> 6 |
| <input type="radio"/> K | <input type="radio"/> 7 |
| <input type="radio"/> 1 | <input type="radio"/> 8 |
| <input type="radio"/> 2 | <input type="radio"/> 9 |
| <input type="radio"/> 3 | <input type="radio"/> 10 |
| <input type="radio"/> 4 | <input type="radio"/> 11 |
| <input type="radio"/> 5 | <input type="radio"/> I would not feel comfortable at any grade. |

23. How much does your student's **school encourage walking or biking** to and from school?

- Not At All Very Little Somewhat Quite A Bit A Great Deal

24. How much **fun** do you think do you think it would be to walk or bike to school?

- Not At All Very Little Somewhat Quite A Bit A Great Deal

25. How healthy do you think it is to walk or bike to school?

- Not At All Very Little Somewhat Quite A Bit A Great Deal

26. Which of the following affect your decision to give your student permission to walk or bike to and from school? (select all that apply)

- | | |
|---|---|
| <input type="checkbox"/> Distance | <input type="checkbox"/> Safety of intersections or crossings |
| <input type="checkbox"/> Convenience | <input type="checkbox"/> Presence of crossing guards |
| <input type="checkbox"/> Time of day | <input type="checkbox"/> Violence or crime in the area |
| <input type="checkbox"/> Before and after school activities | <input type="checkbox"/> Weather or climate |
| <input type="checkbox"/> Speed of traffic along the route | <input type="checkbox"/> Amount of light along the route |
| <input type="checkbox"/> Sidewalks or paths along the route | |
| <input type="checkbox"/> Other (please specify): | |

27. Please rank the following conditions along the route in terms of their impact on letting your child walk or bike to and from school (1-Most Impact to 11-Least Impact):

<input type="checkbox"/>	<input type="text"/>	Distance
<input type="checkbox"/>	<input type="text"/>	Convenience
<input type="checkbox"/>	<input type="text"/>	Time of day
<input type="checkbox"/>	<input type="text"/>	Before and after school activities
<input type="checkbox"/>	<input type="text"/>	Speed of traffic along the route
<input type="checkbox"/>	<input type="text"/>	Sidewalks or paths along the route
<input type="checkbox"/>	<input type="text"/>	Safety of intersections or crossings
<input type="checkbox"/>	<input type="text"/>	Presence of crossing guards
<input type="checkbox"/>	<input type="text"/>	Violence or crime in the area
<input type="checkbox"/>	<input type="text"/>	Weather or climate
<input type="checkbox"/>	<input type="text"/>	Amount of light along the route



Florida Department of
TRANSPORTATION



Hillsborough MPO
Metropolitan Planning
for Transportation



2017 Getting Students to School Survey

Riding with Others

28. Please rank the importance of these issues when it comes to letting your student ride to or from school with someone else: (1-Most Important and 12-Least Important)

<input type="checkbox"/>	<input type="text"/>	Driver is someone I know personally.
<input type="checkbox"/>	<input type="text"/>	Driver can provide references from others.
<input type="checkbox"/>	<input type="text"/>	Driver has a safe driving record.
<input type="checkbox"/>	<input type="text"/>	Driver has no criminal record.
<input type="checkbox"/>	<input type="text"/>	Driver is dependable.
<input type="checkbox"/>	<input type="text"/>	Distance of the commute.
<input type="checkbox"/>	<input type="text"/>	Type of roads
<input type="checkbox"/>	<input type="text"/>	Time of day
<input type="checkbox"/>	<input type="text"/>	Driver has a reliable vehicle (e.g., make/model/year).
<input type="checkbox"/>	<input type="text"/>	Driver is a non-smoker.
<input type="checkbox"/>	<input type="text"/>	Driver is over age 18.
<input type="checkbox"/>	<input type="text"/>	Driver is under age 65.

29. What other factors are important to you when it comes to letting your student ride to and from school with someone else?





Florida Department of
TRANSPORTATION



Hillsborough MPO
Metropolitan Planning
for Transportation



2017 Getting Students to School Survey

Programs and Resources

30. Which of the following student transportation programs and resources have you/your student ever used? (select all that apply)

- | | |
|---|--|
| <input type="checkbox"/> AAA Traffic Safety programs | <input type="checkbox"/> St. Joseph's Children's Hospital Bicycle Skills program |
| <input type="checkbox"/> Bike Train (a form of student transportation where a group of children bicycle to school together accompanied by one or more adults) | <input type="checkbox"/> TBARTA Regional School Commute program (matches parents and students by school to encourage carpooling and other transportation plans like the Walking School Bus or Bike Trains) |
| <input type="checkbox"/> FDOT Bike and Pedestrian Safety programs | <input type="checkbox"/> Vision Zero Website (safety action plan and concern reporting) |
| <input type="checkbox"/> HART (this is the Hillsborough Area Rapid Transit Authority offering public busses and "stay-cation" options) | <input type="checkbox"/> Walking School Bus (a form of student transportation where students walk to or from school, chaperoned by adults, similar to how a bus would drive them to school) |
| <input type="checkbox"/> Hillsborough County Public Schools Driver's Education programs | <input type="checkbox"/> WalkWise (interactive presentation) |
| <input type="checkbox"/> MoreHealth (Safe Routes to School Program/Coordinator) | |

31. If available, how likely would you be to use these programs or resources?

	Very Unlikely	Somewhat Unlikely	Neither Unlikely nor Likely	Somewhat Likely	Very Likely
Carpooling	<input type="radio"/>	<input type="radio"/>	<input type="radio"/>	<input type="radio"/>	<input type="radio"/>
Mobile application that coordinates school pick-up and dismissal (allows parents/guardians to make pick-up changes if an emergency arises and also automatically notifies them of their kids dismissal, status, delays, and emergencies)	<input type="radio"/>	<input type="radio"/>	<input type="radio"/>	<input type="radio"/>	<input type="radio"/>
Walking School Bus (a group of students walk to or from school, chaperoned by adults, similar to how a bus would drive them to school)	<input type="radio"/>	<input type="radio"/>	<input type="radio"/>	<input type="radio"/>	<input type="radio"/>
Bike Train (a group of children bicycle to school together accompanied by one or more adults)	<input type="radio"/>	<input type="radio"/>	<input type="radio"/>	<input type="radio"/>	<input type="radio"/>

32. Which of the following student transportation programs and resources would you like to **receive more information about?** (select all that apply)

- | | |
|---|--|
| <input type="checkbox"/> AAA Traffic Safety programs | <input type="checkbox"/> St. Joseph's Children's Hospital Bicycle Skills program |
| <input type="checkbox"/> Bike Train (a form of student transportation where a group of children bicycle to school together accompanied by one or more adults) | <input type="checkbox"/> TBARTA Regional School Commute program (matches parents and students by school to encourage carpooling and other transportation plans like the Walking School Bus or Bike Trains) |
| <input type="checkbox"/> FDOT Bike and Pedestrian Safety programs | <input type="checkbox"/> Vision Zero Website (safety action plan and concern reporting) |
| <input type="checkbox"/> HART (this is the Hillsborough Area Rapid Transit Authority offering public busses and "stay-cation" options) | <input type="checkbox"/> Walking School Bus (a form of student transportation where students walk to or from school, chaperoned by adults, similar to how a bus would drive them to school) |
| <input type="checkbox"/> Hillsborough County Public Schools Driver's Education programs | <input type="checkbox"/> WalkWise (interactive presentation) |
| <input type="checkbox"/> MoreHealth (Safe Routes to School Program/Coordinator) | |

33. Please use the space below to share any other feedback or suggestions you have about student transportation in our area.

34. If offered, which of the following features and incentives would make you **more likely to carpool?**

- Faster drop-off/pick-up at school
- Environmental and cost savings impact statements
- Monetary rewards
- Recognition at events or meetings
- Credits for community service
- Enhanced notification for dismissal, delays, or emergencies
- Enhanced notification about drop-off and pick-up times

35. If you would like to be entered to win 10 AMC Silver Experience movie tickets, please provide your contact information:

Name

Address

City

State

Zip

Email address

Phone

For more information about student transportation initiatives in our community, please visit our partners at:

- [Hillsborough MPO](#)
- [TBARTA](#)
- [FDOT](#)
- [MoreHealth](#)
- [AAA Traffic Safety](#)
- [HART](#)
- [Hillsborough County Public Schools Driver's Education programs](#)
- [St. Joseph's Children's Hospital Bicycle skills program](#)
- [Vision Zero Website](#)
- [WalkWise](#)